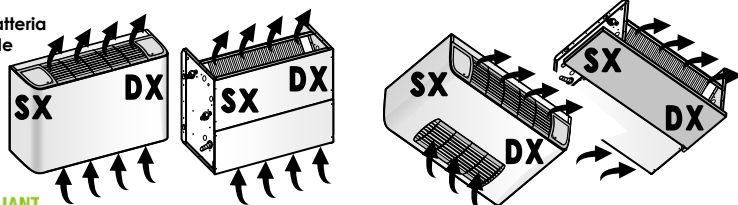
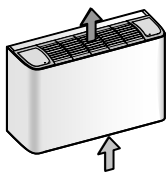
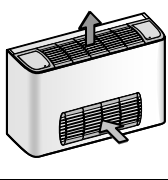
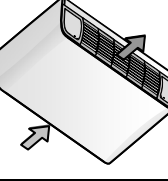
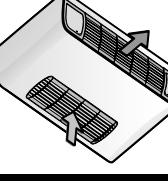
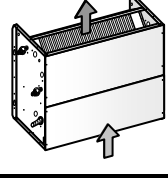
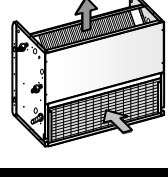

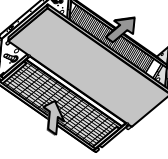


Specificare il lato attacchi idraulici batteria

Specify the water coil connections side

- SX = Sinistra - Left (STANDARD)
- DX = Destra - Right



Taglia - Size		FCE+	12+	22+	32+	42+	52+	62+	72+	82+	92+	102+	112+	122+
Pot. frigorifera Totale - Total Cooling cap.	W		1.710	2.290	2.770	3.330								
Potenzialità Termica - Heating capacity	W		4.310	5.680	6.590	7.450					Non disponibile			
Portata aria - Air flow	m³/h		460	500	580	645					Not available			
Livelli sonori - Sound levels	Min-Med-Max dB(A)		11-28-38	13-29-40	13-30-42	15-32-45								
		VM1	versione verticale a parete (mobile base) vertical wall version (basic cabinet)											
Mod.		FCE 12+ VM1	FCE 22+ VM1	FCE 32+ VM1	FCE 42+ VM1									
Cod.		270018001	270028001	270038001	270048001									Non disponibile Not available
(*) kg		13,9	14,4	17,3	18,1									
L x H x S		670 x 470 x 220	670 x 470 x 220	870 x 470 x 220	870 x 470 x 220									
		VM3	versione verticale a pavimento (mobile con griglia aspirazione aria frontale) vertical floor version (cabinet with front air intake grill)											
Mod.		FCE 12+ VM3	FCE 22+ VM3	FCE 32+ VM3	FCE 42+ VM3									
Cod.		270018003	270028003	270038003	270048003									Non disponibile Not available
(*) kg		14,2	14,7	17,8	18,6									
L x H x S		670 x 470 x 220	670 x 470 x 220	870 x 470 x 220	870 x 470 x 220									
		OM1	versione orizzontale a soffitto (mobile base) horizontal ceiling version (basic cabinet)											
Mod.		FCE 12+ OM1	FCE 22+ OM1	FCE 32+ OM1	FCE 42+ OM1									
Cod.		270018011	270028011	270038011	270048011									Non disponibile Not available
(*) kg		15,1	15,6	18,9	19,7									
L x H x S		670 x 470 x 220	670 x 470 x 220	870 x 470 x 220	870 x 470 x 220									
		OM3	versione orizzontale a soffitto (mobile con griglia aspirazione aria frontale) horizontal ceiling version (cabinet with front air intake grill)											
Mod.		FCE 12+ OM3	FCE 22+ OM3	FCE 32+ OM3	FCE 42+ OM3									
Cod.		270018013	270028013	270038013	270048013									Non disponibile Not available
(*) kg		15,4	15,9	19,4	20,2									
L x H x S		670 x 470 x 220	670 x 470 x 220	870 x 470 x 220	870 x 470 x 220									
		IV1	versione incasso verticale (base; senza mobile) vertical concealed version (basic; without cabinet)											
Mod.		FCE 12+ IV1	FCE 22+ IV1	FCE 32+ IV1	FCE 42+ IV1									
Cod.		270018031	270028031	270038031	270048031									Non disponibile Not available
(*) kg		11,1	11,6	14,4	15,2									
L x H x S		450 x 450 x 215	450 x 450 x 215	650 x 450 x 215	650 x 450 x 215									
		IV2	versione incasso verticale (aspirazione aria frontale; senza mobile) vertical concealed version (front air intake; without cabinet)											
Mod.		FCE 12+ IV2	FCE 22+ IV2	FCE 32+ IV2	FCE 42+ IV2									
Cod.		270018032	270028032	270038032	270048032									Non disponibile Not available
(*) kg		11,0	11,5	14,3	15,1									
L x H x S		450 x 450 x 215	450 x 450 x 215	650 x 450 x 215	650 x 450 x 215									
		IO1	versione incasso orizzontale (base; senza mobile) - Estrazione filtro dal basso, obliqua, aspirazione NON canalizzabile horizontal concealed version (basic; without cabinet) - Oblique downward filter extraction, air intake NOT ductable											
Mod.		FCE 12+ IO1	FCE 22+ IO1	FCE 32+ IO1	FCE 42+ IO1									
Cod.		270018041	270028041	270038041	270048041									Non disponibile Not available
(*) kg		11,5	12,0	14,8	15,6									
L x H x S		545 x 450 x 215	545 x 450 x 215	745 x 450 x 215	745 x 450 x 215									
		IO2	versione incasso orizzontale (aspirazione aria frontale; senza mobile) horizontal concealed version (front air intake; without cabinet)											
Mod.		FCE 12+ IO2	FCE 22+ IO2	FCE 32+ IO2	FCE 42+ IO2									
Cod.		270018042	270028042	270038042	270048042									Non disponibile Not available
(*) kg		11,4	11,9	14,7	15,5									
L x H x S		545 x 450 x 215	545 x 450 x 215	745 x 450 x 215	745 x 450 x 215									

(*) kg = Peso netto (solo unità, escluso imballaggio)

L x H x S = Lunghezza x Altezza x Spessore (dimensioni in mm)

FCE+: Disponibili in tutte le versioni. Per le versioni non contemplate (es. VM2, ...), considerare il corrispondente mod. FC (AC-standard) + la variante Motorizzazione desiderata.

(*) kg = Net weight (unit only, excluding packaging)

L x H x S = Length x Height x Depth (dimensions in mm)

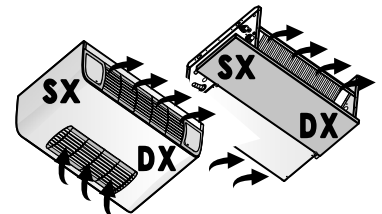
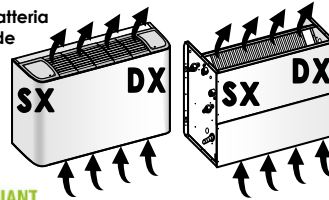
FCE+: All versions available. For versions not shown (e.g. VM2, ...), consider the corresponding model FC (AC-standard) + wished Motorization variant.



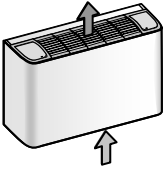
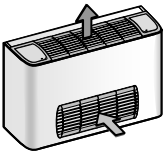
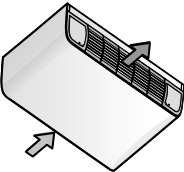
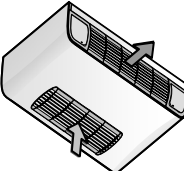
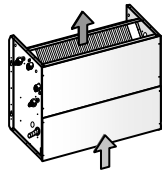
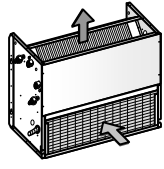
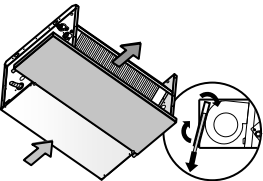
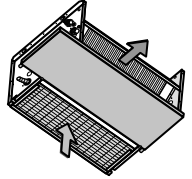
Specificare il lato attacchi idraulici batteria

Specify the water coil connections side

- SX = Sinistra - Left (STANDARD)
- DX = Destra - Right



ECODESIGN ERP COMPLIANT

Taglia - Size	FCE+	14+	24+	34+	44+	54+	64+	74+	84+	94+	104+	114+	124+
Pot. frigorifera Totale - Total Cooling cap.	W	1.640	2.210	2.710	3.220								
Potenzialità Termica - Heating capacity	W	2.150	2.270	3.520	3.720					Non disponibile			
Portata aria - Air flow	m³/h	430	470	560	610					Not available			
Livelli sonori - Sound levels	Min-Med-Max dB(A)	11-28-38	13-29-40	13-30-42	15-32-45								
	VM1 versione verticale a parete (mobile base) vertical wall version (basic cabinet)												
Mod.	FCE 14+ VM1	FCE 24+ VM1	FCE 34+ VM1	FCE 44+ VM1									
Cod.	270019001	270029001	270039001	270049001									Non disponibile Not available
(*) kg	14,8	15,3	18,3	19,1									
L x H x S	670 x 470 x 220				870 x 470 x 220								
	VM3 versione verticale a pavimento (mobile con griglia aspirazione aria frontale) vertical floor version (cabinet with front air intake grill)												
Mod.	FCE 14+ VM3	FCE 24+ VM3	FCE 34+ VM3	FCE 44+ VM3									
Cod.	270019003	270029003	270039003	270049003									Non disponibile Not available
(*) kg	15,1	15,6	18,8	19,6									
L x H x S	670 x 470 x 220				870 x 470 x 220								
	OM1 versione orizzontale a soffitto (mobile base) horizontal ceiling version (basic cabinet)												
Mod.	FCE 14+ OM1	FCE 24+ OM1	FCE 34+ OM1	FCE 44+ OM1									
Cod.	270019011	270029011	270039011	270049011									Non disponibile Not available
(*) kg	16,0	16,5	19,9	20,7									
L x H x S	670 x 470 x 220				870 x 470 x 220								
	OM3 versione orizzontale a soffitto (mobile con griglia aspirazione aria frontale) horizontal ceiling version (cabinet with front air intake grill)												
Mod.	FCE 14+ OM3	FCE 24+ OM3	FCE 34+ OM3	FCE 44+ OM3									
Cod.	270019013	270029013	270039013	270049013									Non disponibile Not available
(*) kg	16,3	16,8	20,4	21,2									
L x H x S	670 x 470 x 220				870 x 470 x 220								
	IV1 versione incasso verticale (base; senza mobile) vertical concealed version (basic; without cabinet)												
Mod.	FCE 14+ IV1	FCE 24+ IV1	FCE 34+ IV1	FCE 44+ IV1									
Cod.	270019031	270029031	270039031	270049031									Non disponibile Not available
(*) kg	12,0	12,5	15,4	16,2									
L x H x S	450 x 450 x 215				650 x 450 x 215								
	IV2 versione incasso verticale (aspirazione aria frontale; senza mobile) vertical concealed version (front air intake; without cabinet)												
Mod.	FCE 14+ IV2	FCE 24+ IV2	FCE 34+ IV2	FCE 44+ IV2									
Cod.	270019032	270029032	270039032	270049032									Non disponibile Not available
(*) kg	11,9	12,4	15,3	16,1									
L x H x S	450 x 450 x 215				650 x 450 x 215								
	IO1 versione incasso orizzontale (base; senza mobile) - Estrazione filtro dal basso, obliqua, aspirazione NON canalizzabile horizontal concealed version (basic; without cabinet) - Oblique downward filter extraction, air intake NOT ductable												
Mod.	FCE 14+ IO1	FCE 24+ IO1	FCE 34+ IO1	FCE 44+ IO1									
Cod.	270019041	270029041	270039041	270049041									Non disponibile Not available
(*) kg	12,4	12,9	15,8	16,6									
L x H x S	545 x 450 x 215				745 x 450 x 215								
	IO2 versione incasso orizzontale (aspirazione aria frontale; senza mobile) horizontal concealed version (front air intake; without cabinet)												
Mod.	FCE 14+ IO2	FCE 24+ IO2	FCE 34+ IO2	FCE 44+ IO2									
Cod.	270019042	270029042	270039042	270049042									Non disponibile Not available
(*) kg	12,3	12,8	15,7	16,5									
L x H x S	545 x 450 x 215				745 x 450 x 215								

(*) kg = Peso netto (solo unità, escluso imballaggio)

L x H x S = Lunghezza x Altezza x Spessore (dimensioni in mm)

FCE+: Disponibili in tutte le versioni. Per le versioni non contemplate (es. VM2, ...), considerare il corrispondente mod. FC (AC-standard) + la variante Motorizzazione desiderata.

(*) kg = Net weight (unit only, excluding packaging)

L x H x S = Length x Height x Depth (dimensions in mm)

FCE+: All versions available. For versions not shown (e.g. VM2, ...), consider the corresponding model FC (AC-standard) + wished Motorization variant.