

# F

## ENFRIAMIENTO EVAPORATIVO



**MET MANN**  
Creando Clima desde 1959



[www.metmann.com](http://www.metmann.com)  
Tel. +34 93 851 15 99

New



**1 year guarantee**

**RENOVATION PLAN**  
Ask about special terms

**WHY MET MANN?**

- 10-YEAR GUARANTEE FOR ALL CONSTRUCTED ELEMENTS.
- WE ARE MANUFACTURERS AND CAN ADAPT PRODUCTS TO YOUR NEEDS.
- FULLY PERSONALIZED TECHNICAL AND COMMERCIAL CONSULTATION.
- GUARANTEED SUPPLY OF REPLACEMENT PARTS FOR 10 YEARS

## ECO COOLER

ECOLOGICAL EVAPORATIVE COOLERS. 16,000 M<sup>3</sup>/H

The evaporative coolers ECO COOLER are light cooling systems, with axial fan and with a completely structure made of plastic. We can furnish them with air flow discharge on the bottom (V), on a side (H) or top discharge (VS).

Their elevated levels of cooling, as well as reduced consumption of electricity make them an economical and completely ecological air treatment system, since the refrigerant element is water.

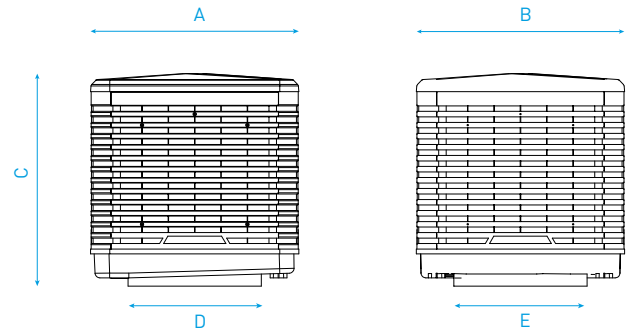
**Some of the manufacturing details include:**

- Plastic structure with UV resistance and work temperatures from -42°C to +96°C
- Axial fan has up to 16 different speeds levels with impulsion or extraction modes.
- 100mm thick cooling panels. With protective grid and anti-insect mesh.
- Panel cleaning system patented.
- Water pump with built-in drainage system to avoid microorganism growth.
- Pre-cooling for panels before ventilator start up
- Multifunction remote controller with temperature and humidity control
- Time program available
- Water electro-valve inlet with mechanic buoy control
- Long duration discharge valve

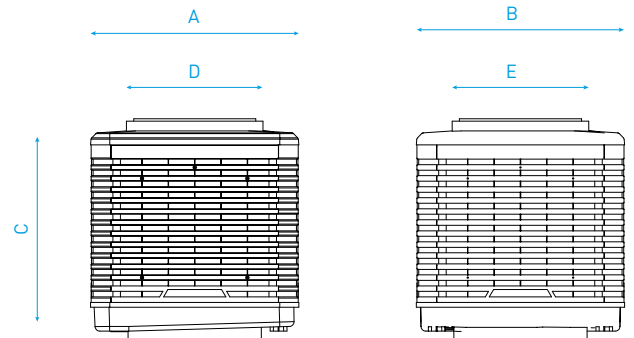
CODE	MODEL	AIR FLOW m <sup>3</sup> /h	CONSUMPTION WATER l/h	COOLING PANEL THICKNESS mm	COOLING PANEL EFFICIENCY %	PUMP POWER KW	ELECTRICAL VOLTAGE
1501AP18V	EC18-V	16.000	15 – 20	100	85	1,10	230V/1/50Hz
1501AP18VS	EC18-VS	16.000	15 – 20	100	85	1,10	230V/1/50Hz
1501AP18H	EC18-H	16.000	15 – 20	100	83	1,10	230V/1/50Hz

**V MODEL WITH BOTTOM AIR DISCHARGE**
**DIMENSIONS mm**

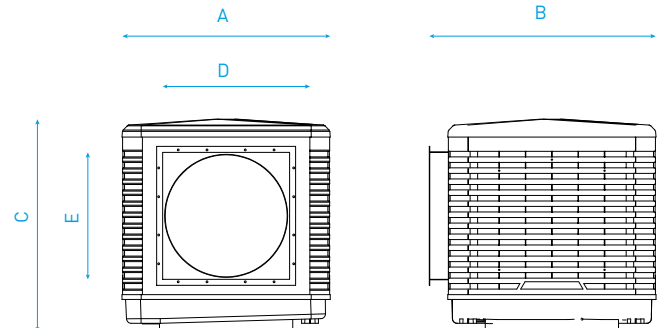
MODEL	A	B	C	D	E	WGT. EMPTY - W/WATER
EC-18-V	1160	1160	940	675	675	80 / 130 KG


**VS MODEL WITH TOP AIR DISCHARGE**
**DIMENSIONS mm**

MODEL	A	B	C	D	E	WGT. EMPTY - W/WATER
EC-18-VS	1160	1160	980	675	675	80 / 130 KG


**H MODEL WITH SIDE AIR DISCHARGE**
**DIMENSIONS mm**

MODEL	A	B	C	D	E	WGT. EMPTY - W/WATER
EC-18-H	1160	1240	940	660	660	80 / 130 KG


**IMPULSION TEMPERATURES**
**Evaporative cooler ECO COOLER 85%**

HUMIDITY	EXTERIOR TEMPERATURE							
	30	32	34	36	38	40	42	44
20%	17,2	18,4	19,8	21	22,4	23,7	25	26,4
25%	18,3	19,8	21,1	23,5	24	25,4	26,8	28,1
30%	19,6	21	22,5	24	25,4	26,9	28,5	30
40%	21,8	23,3	24,9	26,6	28,1	29,9	31,5	33,1
50%	23,8	25,5	27,2	29	30,7	32,5	34,2	36

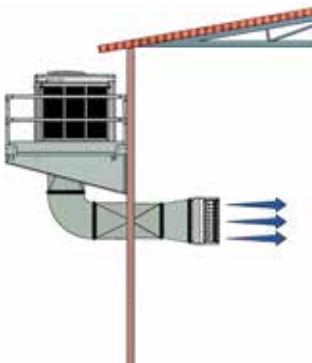


## ROOFTOP INSTALLATION WITH 6-DIRECTION AIR DIFFUSER



COMPONENTS	EC-18-V
Basic unit	1501AP18V
INSTALLATION ACCESSORIES	
Roof mount base	0309KBT18
Flexible joint (555x480)	1805AV4740
Straight section, 1m (555x480)	1805TR18
Coupling duct (770x770/ 555x480)	1805EC187
6-direction air diffuser DC H-6/09 SD SINGLE-DEFLECTION GRILLS	03231501015
6-direction air diffuser DC H-6/09 DD DOUBLE-DEFLECTION GRILLS	03231501115

## WALL INSTALLATION WITH 3-DIRECTION AIR DIFFUSER

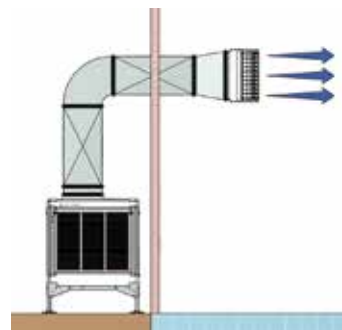


COMPONENTS	EC-18-V
Basic unit	1501AP18V
INSTALLATION ACCESSORIES	
Wall mount base	0309KBM18
Flexible joint (555x480)	1805AV4740
Straight section, 1m (555x480)	1805TR18
90° curve (555x480)	1805TR18
Coupling duct (770x770 / 555x480)	1805EC187
Diffusion coupling (555x480 / 600x600)	180547406060
3-direction air diffuser DCH-3/09	03231501016

**NOTE:** THIS IS A SAMPLE INSTALLATION SCHEME. THE ACTUAL INSTALLATION WILL BE PERFORMED IN COMPLIANCE WITH STANDARDS IN EFFECT IN THE COUNTRY WHERE THE EQUIPMENT WILL BE INSTALLED.

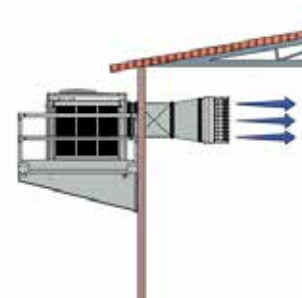
## GROUND SURFACE INSTALLATION WITH 3-DIRECTION AIR DIFFUSER

COMPONENTS	EC-18-VS
Basic unit	1501AP18H
INSTALLATION ACCESSORIES	
Mounting base with feet	0309BBP18
Flexible joint (555x480)	1805AV4740
Straight section, 1m (555x480)	1805TR14
90° curve (555x480)	1805TC14
Coupling duct (660x660 / 555x480)	1805EC186
Diffusion coupling (555x480 / 600x600)	180547406060
3-direction air diffuser	03231501016



## WALL INSTALLATION WITH 3-DIRECTION AIR DIFFUSER

COMPONENTS	EC-18-H
Basic unit	1501EC18HM
INSTALLATION ACCESSORIES	
Wall mount base	0309KBM18
Flexible joint (555x480)	1805AV4740
Straight section, 1m (555x480)	1805TR14
Coupling duct (660x660 / 555x480)	1805EC186
Diffusion coupling (555x480 / 600x600)	180547406060
3-direction air diffuser	03231501016



**NOTE:** THIS IS A SAMPLE INSTALLATION SCHEME. THE ACTUAL INSTALLATION WILL BE PERFORMED IN COMPLIANCE WITH STANDARDS IN EFFECT IN THE COUNTRY WHERE THE EQUIPMENT WILL BE INSTALLED.



# **MET MANN**

Creando Clima desde 1959

**Metalúrgica Manlleuense S.A.**

Fontcuberta, 32-36  
Apartado de correos 23  
08560 Manlleu (Barcelona)  
SPAIN

**Contact for customers**

**T +34 93 851 15 99**  
**F +34 93 851 16 45**  
**[www.metmann.com](http://www.metmann.com)**  
**[metmann@metmann.com](mailto:metmann@metmann.com)**

